

COMMERCIAL VAN RATINGS



	Publication date	February 2022
	Press Release	bit.ly/PR2202EN
	Contact	media@euroncap.com

RANKING 2022

Make & Model (N1)	Tested Variant							Rating
FIAT Ducato	2.2 MJT 180CV (2022-present)	○	○	○	○	○	●	88%
Ford Transit	2.0 EcoBlue (4th gen., incl. E-Transit, prod. from Sept 2021)	○	○	○	○	○	●	68%
Volkswagen Transporter	T6.1 4MOTION 2.0 TDI (2019-present)	○	○	○	○	○	●	65%
Ford Transit Custom	2.0 EcoBlue D (4th gen. facelift in 2018)	○	○	○	○	○	●	63%
Mercedes-Benz Vito	119 CDI BlueTEC (3rd gen. 2014-present)	○	○	○	○	○	●	61%
Mercedes-Benz Sprinter	316 CDI (3rd gen. 2018-present)	○	○	○	○	○	●	52%
Nissan Primastar	Renault Trafic 2.0 DCi 120 'Sport' (2022-present)	○	✘	✘	○	○	●	45%
Renault Trafic	Sport, 2.0 Dci 120 (3rd gen. 2014-present)	○	✘	✘	○	○	●	45%
Peugeot Expert	Asphalt, 2.0 HDI 180 (3rd gen. 2016-present)	○	○	✘	○	●	●	44%
Volkswagen Crafter	35 Kasten Trendline HD, 4MOTION (2nd gen. 2017-present)	○	✘	✘	○	○	●	44%
Opel/Vauxhall Vivaro	Elite, 2.0 D 120 (2019-present)	○	○	✘	○	●	●	42%
Iveco Daily	2.3 e-VGT (2022-present)	○	✘	✘	○	○	●	41%
Citroën Jumpy (Dispatch)	2.0 HDI (3rd gen. 2016-present)	○	○	✘	○	●	●	37%
Toyota PROACE	2.0D 90kW Medium Comfort (3rd gen. 2016-present)	○	○	✘	○	●	●	37%
Opel/Vauxhall Movano	2.2 Diesel 120/140/165 (4th gen. (X250 platform) October 2021-present)	○	✘	✘	○	●	●	33%
Peugeot Boxer	2.2 HDI (4th gen. 2014-present)	○	✘	✘	○	●	●	33%
Citroën Jumper (Relay)	Driver, 2.2 HDI (3rd gen. facelift 2014-present)	○	✘	✘	○	●	●	32%
Renault Master	Nordic Line 2.3 110kW (3rd gen., 2022-present)	○	✘	✘	○	○	●	29%
Nissan Interstar	Acenta, 2.3 dCi 135 (3rd gen., 2022-present)	✘	✘	✘	○	○	●	18%

LEGEND







Platinum: Weighted Overall Performance Score equal or larger than 80%
 Gold: Weighted Overall Performance Score equal or larger than 60%
 Silver: Weighted Overall Performance Score equal or larger than 40%
 Bronze: Weighted Overall Performance Score equal or larger than 20%
 Not recommended: Weighted Overall Performance Score below 20%

FITMENT

- Fit as Standard
- Available on some models
- ✘ Not available

GLOSSARY

WEIGHT

 AEB Car-to-car	Forward collision and/or auto-brake system that prevents or mitigates crashes into other vehicles.	30%	100%
 AEB Pedestrian	Auto-brake system that prevents or mitigates crashes into pedestrians.	10%	
 AEB Cyclist	Auto-brake system that prevents or mitigates crashes into pedal cyclists.	10%	
 Lane Support	Lane support system that prevents unintentional lane change and road departure.	20%	
 Speed Assist	Systems supporting the driver to maintain a safe speed.	15%	
 Occupant Status	Driver attention assistance and seat belt reminders.	15%	

RATINGS EXPLAINED

To influence purchasing decisions for safer van choices, Euro NCAP annually conducts a series of ADAS tests on the best-selling commercial vans on the European market. Combined, these vans cover about 98 percent of the new van sales and represent the European situation well.

The fitment of each system on each van is confirmed with the vehicle manufacturer and data are consolidated by Euro NCAP for each market in EU27 plus the UK. The availability (standard, optional or not available) is presented in a graphical format with a corresponding table for each van, system and market respectively on the [Euro NCAP website](#).

Available ADAS systems (whether offered as optional or standard) on each commercial van are tested using the Euro NCAP Safety Assist protocols, adapted to [commercial vans](#) where needed. Each van is carrying half of its permissible loading mass, a typical load for a commercial van in daily use. In addition to ADAS, a Seat Belt Reminder check is carried out for each van.

The test scores of each system were weighted and combined into an overall score for each van. This weighted overall performance score places each van tested in one of the following categories: Platinum, Gold, Silver, Bronze, or Not Recommended (see legend).